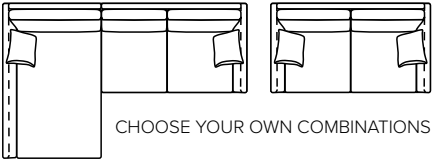
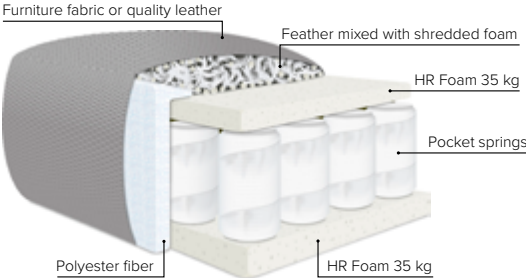


NUBE

Sophisticated comfort

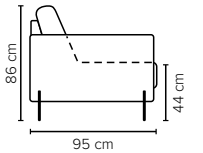
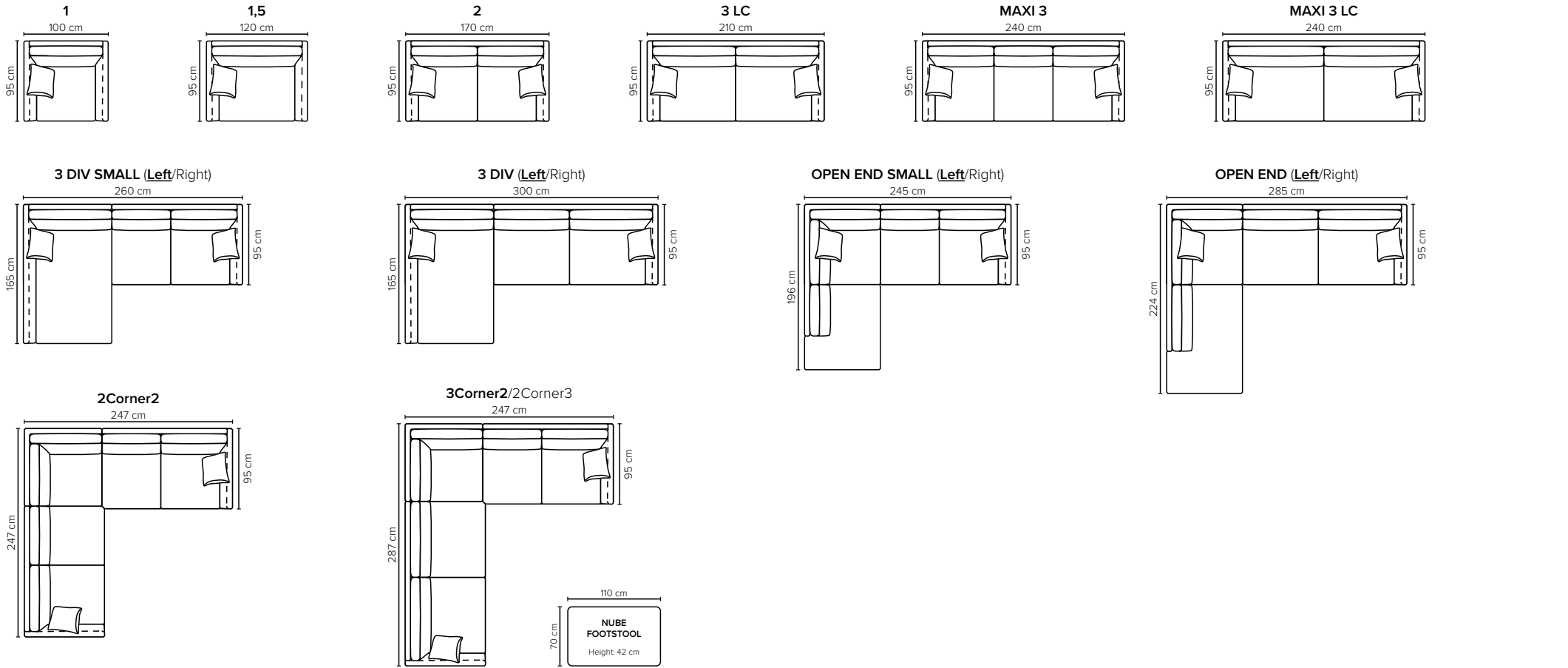
bellus[®]



COMBINATIONS

Choose from available sofa models

bellus®



SEAT: Cloud^{Plus} System: Pocket springs + HR Foam 35 kg + on top feather mixed with shredded foam


BACK: Siliconized polyester fibre
Loose seat cushions and loose back cushions

ARMREST: Foam 25-30 kg


DECO PILLOWS: Filling: Siliconized polyester fibre
1 deco pillow per armrest size 40×40 cm
1 deco pillow per corner size 40×40 cm

FRAME: Plywood + wood

LEG OPTIONS: Standard: Nube leg (metal, h: 15 cm)
Optional: Leg 14 (wooden, h: 16 cm)



Nube leg



Leg 14

Wooden colors

Metal colors

All measurements are approximate, +/- 3 cm. Sofa height measured with Nube leg. Please visit www.bellus.com for the latest product versions.